

Chest Pack HLN6602A

Description

When properly used, the radio chest pack is designed to carry most Motorola portable radios conveniently and safely.

WARNING

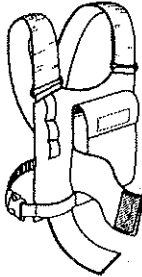
To help prevent bodily injury, the antenna on the portable radio must be secured under the restraining straps provided with the chest pack (see the illustration above).

Instructions

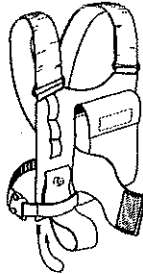
Adjusting the Velcro fabric piece and elastic cord will firmly hold the radio in place. Special instructions for securing small-bodied radios are provided on the back of this card. If the radio is to be operated while secured in the pack, it is recommended that a remote speaker microphone be used for optimal radio performance.

Instructions for Securing Small-bodied Radios

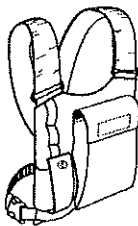
1. Unthread the Velcro fabric piece from the 2" webbing/snap piece.



2. Thread the 2" webbing snap piece under the 1" webbing retainer.



3. Rethread the Velcro fabric piece through the 2" webbing/snap piece.



Part Numbers

The part numbers for the check pack and replacement strap are as follows:

- HLN6602A Case, Adjustable Chest Pack
- 1505596Z02 Case, Adjustable Check Pack Strap

To order replacement parts, or for warranty information contact your Motorola representative or dealer.